



### District Report Card: 2017


<b>State:</b> Maharashtra	<b>District:</b> Solapur
<b>Class:</b> 8	<b>Subject:</b> Mathematics
<b>Schools:</b> 51	<b>Students:</b> 1418


### Participation/Coverage


#### Students

 GENDER	Boys		Girls	
	Number	%	Number	%
	828	58.39	590	41.61

 AREA	Rural		Urban	
	Number	%	Number	%
	1002	70.66	416	29.34

 CATEGORY	SC		ST		OBC		GEN	
	Number	%	Number	%	Number	%	Number	%
	222	15.66	47	3.31	466	32.86	683	48.17

 CWSN	LD	VI	HI	S&LD	ID	Oth
	1	3	1	2	1	55

 Management	Government		Government-aided	
	Number	%	Number	%
	51	3.60	1367	96.40

### Average Performance of Students in Mathematics (%)

Overall	Gender		Area		Management		Social Group			
	Male	Female	Rural	Urban	Govt.	Aided	SC	ST	OBC	GEN
42.68	41.71	44.05	42.26	43.69	46.54	42.54	35.77	58.44	46.24	41.42

## Performance on Learning Outcomes (LOs)

Learning Outcomes	Description	Average Performance(%)
M601	Solves problems involving large numbers by applying appropriate operations	38.90
M606	Solves problems on daily life situations involving addition and subtraction of fractions / decimals	35.81
M620	Finds out the perimeter and area of rectangular objects in the surroundings like floor of the class room, surfaces of a chalk box etc.	43.38
M621	Arranges given/collected information in the form of table, pictograph and bar graph and interprets them	43.68
M702	Interprets the division and multiplication of fractions	41.18
M705	Solves problems related to daily life situations involving rational numbers	38.15
M706	Uses exponential form of numbers to simplify problems involving multiplication and division of large numbers	39.38
M707	Adds/subtracts algebraic expressions	47.95
M710	Solves problems related to conversion of percentage to fraction and decimal and vice versa	32.44
M717	Finds out approximate area of closed shapes by using unit square grid/graph sheet	37.08
M719	Finds various representative values for simple data from her/his daily life contexts like mean, median and mode	49.30
M721	Interprets data using bar graph	55.95
M801	Generalizes properties of addition, subtraction, multiplication and division of rational numbers through patterns	27.62
M802	Finds rational numbers between two given rational numbers	43.48
M803	Proves divisibility rules of 2, 3, 4, 5, 6, 9 and 11	50.56
M804	Finds squares, cubes, square roots and cube roots of numbers using different methods	53.40
M808	Uses various algebraic identities in solving problems of daily life	54.67
M812	Verifies properties of parallelogram and establishes the relationship between them through reasoning	36.95
M818	Finds surface area and volume of cuboidal and cylindrical object	27.62
M819	Draws and interprets bar charts and pie charts	48.17

Range of Performance of Students who Answered Correctly							
Below 30%		30% - 50%		50% - 75%		Above 75%	
Number	%	Number	%	Number	%	Number	%
490	34.56	408	28.77	391	27.57	129	9.10

## Lowest Performing Learning Outcomes (LOs)

1 - Generalizes properties of addition, subtraction, multiplication and division of rational numbers through patterns (27.62)

2 - Finds surface area and volume of cuboidal and cylindrical object (27.62)

3 - Solves problems related to conversion of percentage to fraction and decimal and vice versa (32.44)

4 - Solves problems on daily life situations involving addition and subtraction of fractions / decimals (35.81)

5 - Verifies properties of parallelogram and establishes the relationship between them through reasoning (36.95)